




2-day Wellington Itinerary



Wellington



Wellington: A Cultural and Scenic Adventure

Welcome to Wellington, New Zealand's vibrant capital, where culture meets stunning landscapes. This comprehensive 2-day guide will immerse you in the city's rich heritage, beautiful scenery, and lively atmosphere, perfect for first-time visitors.

Historical Overview

Wellington has a storied history, serving as New Zealand's capital since 1865. Known for its vibrant arts scene and political significance, it has evolved into a bustling metropolis renowned for its culture and natural beauty. The city's blend of historical landmarks and contemporary attractions makes it a unique destination.

Iconic Landmarks

- Museum of New Zealand Te Papa Tongarewa: A stunning symbol of the city, offering insights into New Zealand's history and culture.
- Old St Paul's Cathedral: An iconic wooden cathedral showcasing Gothic Revival architecture.
- Wellington Botanic Garden: A beautiful garden with stunning views of the city.

Cultural Treasures

- Weta Workshop: A fascinating look at the creative process behind some of the world's most famous films.
- City Gallery Wellington: A treasure trove of contemporary art housed in a historic building.
- Zealandia Ecosanctuary: A serene sanctuary with unique native wildlife and lush landscapes.

Charming Neighborhoods

- Cuba Street: A bustling entertainment district famous for its eclectic shops and street food.
- Lambton Quay: Wellington's premier shopping area, blending high-end stores with local boutiques.
- Courtenay Place: A lively area known for its nightlife, restaurants, and cultural experiences.

Wellington Lifestyle

- **Cuisine:** Renowned for its café culture; be sure to try local specialties like fish and chips.
- **Café Culture:** Enjoy a relaxing afternoon in one of the city's many unique cafés.
- **Shopping:** From luxury brands to quirky souvenirs, Wellington offers diverse shopping experiences.

Green Spaces

- **Mount Victoria Lookout:** A picturesque spot with stunning views of Wellington and its harbor.
- **Frank Kitts Park:** A spacious park featuring beautiful landscapes and cultural institutions.

Practical Travel Tips

- **Transportation:** Utilize the extensive public transport system; consider a Snapper card for convenience.
- **Best Times to Visit:** Spring (September-November) for pleasant weather or Summer (December-February) for vibrant festivals.
- **Language:** English is the primary language; basic Māori phrases are appreciated.
- **Safety:** Wellington is generally safe; however, remain vigilant against pickpockets in crowded areas.

2-Day Itinerary Highlights

Day 1: Museum of New Zealand Te Papa Tongarewa, Wellington Botanic Garden, Cuba Street

Day 2: Weta Workshop, Mount Victoria Lookout, The Beehive

This guide presents a curated selection of over 30 locations, allowing you to customize your Wellington experience. Each stop offers a glimpse into the city's vibrant culture and scenic beauty.

Wellington is more than just a destination; it's an experience that tantalizes your senses and enriches your soul. As you explore the bustling streets, savor local

delicacies, and immerse yourself in the city's rich heritage, remember that Wellington invites you to discover its hidden treasures with every step.

Let this dynamic city captivate your senses and create unforgettable memories during your journey. Enjoy your adventure in Wellington!



Itinerary Preview

2 days

Museum of New Zealand Te Papa Tongarewa

DAY 01

Old St Paul's

Wellington Botanic Garden

Wellington Waterfront Walk




DAY 02

Weta Workshop

Mount Victoria Lookout

Cuba Street

Beehive





Daily Events



Day 1

09:00

Museum of New Zealand Te Papa Tongarewa

55 Cable Street, Te Aro, Wellington 6011, New Zealand

11:00

11:45

Old St Paul's

34 Mulgrave Street, Pipitea, Wellington 6011, New Zealand

13:45

14:30

Wellington Botanic Garden

101 Glenmore Street, Kelburn, Wellington 6012, New Zealand

16:30

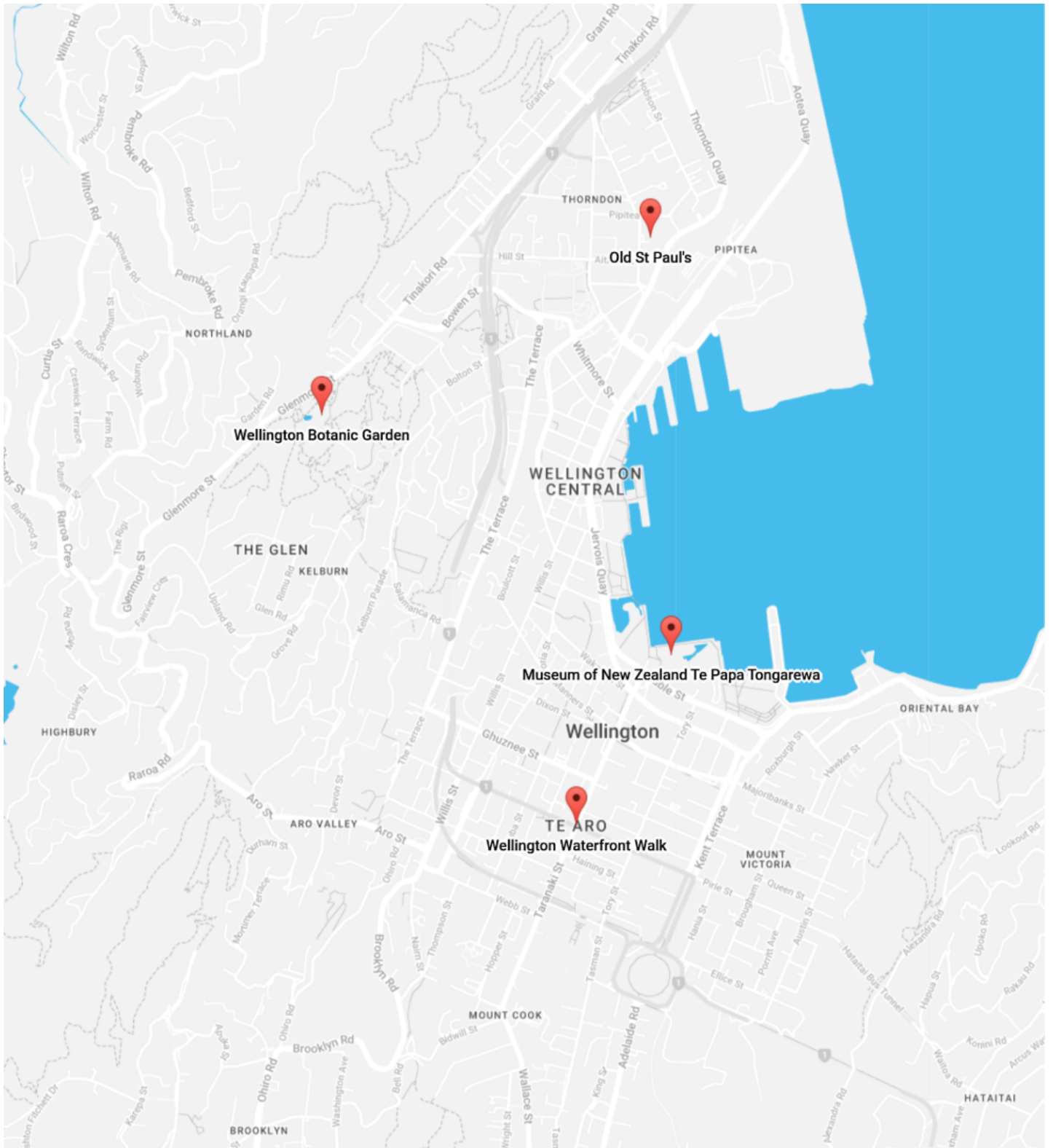
17:15

Wellington Waterfront Walk

Te Aro, Wellington 6011, New Zealand

19:15

Map for Day 1



Day 2

09:00

Weta Workshop

21 Camperdown Road, Miramar, Wellington 6022, New Zealand

11:00

11:45

Mount Victoria Lookout

Lookout Road, Hataitai, Wellington 6011, New Zealand

13:45

14:30

Cuba Street

Cuba Street, Te Aro, Wellington 6011, New Zealand

16:30

17:15

Beehive

Ground Floor/1 Molesworth Street, Pipitea, Wellington 6011,
New Zealand

19:15

Map for Day 2





Spots



Capital Gateway

Pipitea, Wellington 6011, New Zealand

Opening Hours:

Monday: 9:00 AM - 5:30 PM

Tuesday: 9:00 AM - 5:30 PM

Wednesday: 9:00 AM - 5:30 PM

Thursday: 9:00 AM - 5:30 PM

Friday: 9:00 AM - 5:30 PM

Saturday: 10:00 AM - 6:00 PM

Sunday: 10:00 AM - 5:00 PM



Hawkins Hill Radar Dome

Ōwhiro Bay, Wellington 6023, New Zealand

Opening Hours:

Monday: Open 24 hours

Tuesday: Open 24 hours

Wednesday: Open 24 hours

Thursday: Open 24 hours

Friday: Open 24 hours

Saturday: Open 24 hours

Sunday: Open 24 hours



Wellington Night Market

Service Ln, Te Aro, Wellington 6011, New Zealand

Phone:

0210 281 8785



Oriental Bay Beach

166 Oriental Parade, Oriental Bay, Wellington 6011, New Zealand

Opening Hours:

Monday: Open 24 hours

Tuesday: Open 24 hours

Wednesday: Open 24 hours

Thursday: Open 24 hours

Friday: Open 24 hours

Saturday: Open 24 hours

Sunday: Open 24 hours



Te Ngakau Civic Square

Wellington Central, Wellington 6011, New Zealand

Summary:

Central meeting place home to the city's town hall & civic center, with art installations & a lawn.

Phone:

04 499 4444



Lambton Square

180 Lambton Quay, Wellington Central, Wellington 6011, New Zealand

Summary:

Numerous casual dining options are the focus of this smaller mall with a few stores & services.

Opening Hours:

Monday: 7:00 AM - 7:00 PM

Tuesday: 7:00 AM - 7:00 PM

Wednesday: 7:00 AM - 7:00 PM

Thursday: 7:00 AM - 7:00 PM

Friday: 7:00 AM - 7:00 PM

Saturday: 7:00 AM - 5:30 PM

Sunday: 7:00 AM - 5:30 PM



Queensgate Shopping Centre

Cnr Queens Drive and, Bunny Street, Hutt Central, Wellington 5011, New Zealand

Summary:

Expansive, contemporary mall featuring a variety of popular stores, a food court & movie theater.

Opening Hours:

Monday: 9:00 AM - 6:00 PM

Tuesday: 9:00 AM - 6:00 PM

Wednesday: 9:00 AM - 6:00 PM

Thursday: 9:00 AM - 9:00 PM

Friday: 9:00 AM - 6:00 PM

Saturday: 9:00 AM - 6:00 PM

Sunday: 10:00 AM - 5:30 PM

Phone:

04 922 3509



New Zealand Parliament Buildings

1 Molesworth Street, Pipitea, Wellington 6011, New Zealand

Summary:

Edwardian, neo-classical building with a colonnaded facade, housing New Zealand's parliament.

Opening Hours:

Monday: 10:00 AM - 5:00 PM

Tuesday: 10:00 AM - 5:00 PM

Wednesday: 10:00 AM - 5:00 PM

Thursday: 10:00 AM - 5:00 PM

Friday: 10:00 AM - 5:00 PM

Saturday: 10:00 AM - 5:00 PM

Sunday: 10:00 AM - 5:00 PM

Phone:

04 817 9999



Outlet City

24 Main Road, Tawa, Wellington 5028, New Zealand

Opening Hours:

Monday: 10:00 AM - 5:00 PM
Tuesday: 10:00 AM - 5:00 PM
Wednesday: 10:00 AM - 5:00 PM
Thursday: 10:00 AM - 5:00 PM
Friday: 10:00 AM - 5:00 PM
Saturday: 10:00 AM - 5:00 PM
Sunday: 10:00 AM - 5:00 PM

Phone:

04 232 0226



The Roxy Cinema

5 Park Road, Miramar, Wellington 6022, New Zealand

Opening Hours:

Monday: Closed
Tuesday: Closed
Wednesday: 9:00 AM - 9:00 PM
Thursday: 9:00 AM - 9:00 PM
Friday: 9:00 AM - 9:00 PM
Saturday: 9:00 AM - 9:00 PM
Sunday: 9:00 AM - 9:00 PM

Phone:

04 388 5555



Otari-Wilton's Bush

150 Wilton Road, Wilton, Wellington 6012, New Zealand

Summary:

Native-forest preserve with many ancient trees, wildlife viewing & walking paths.

Opening Hours:

Monday: Open 24 hours
Tuesday: Open 24 hours
Wednesday: Open 24 hours
Thursday: Open 24 hours
Friday: Open 24 hours
Saturday: Open 24 hours
Sunday: Open 24 hours

Phone:

04 499 1400



North City Shopping Centre

2 Titahi Bay Road, Porirua City Centre, Porirua 5022, New Zealand

Summary:

Airy indoor mall with specialty retailers, a food court, a movie theatre & a play area for kids.

Opening Hours:

Monday: 9:00 AM - 6:00 PM
Tuesday: 9:00 AM - 6:00 PM
Wednesday: 9:00 AM - 6:00 PM
Thursday: 9:00 AM - 9:00 PM
Friday: 9:00 AM - 6:00 PM
Saturday: 9:00 AM - 6:00 PM
Sunday: 10:00 AM - 6:00 PM

Phone:

04 237 5569



Old Bank Arcade

233-237 Lambton Quay, Wellington Central, Wellington 6011, New Zealand

Summary:

Specialty shops & cafes in a historic former bank with a grand design & old mechanical clock.

Opening Hours:

Monday: 10:00 AM - 5:00 PM
Tuesday: 10:00 AM - 5:00 PM
Wednesday: 10:00 AM - 5:00 PM
Thursday: 10:00 AM - 5:00 PM
Friday: 10:00 AM - 5:00 PM
Saturday: 10:00 AM - 4:00 PM
Sunday: 11:00 AM - 3:00 PM

Phone:

04 922 0600



Chocolate Fish Cafe

100 Shelly Bay Road, Miramar, Wellington 6022, New Zealand

Summary:

Casual, quirky outpost serving seafood sandwiches, burgers & salads, plus beer & wine.

Opening Hours:

Monday: 8:00 AM - 5:00 PM
Tuesday: 8:00 AM - 5:00 PM
Wednesday: 8:00 AM - 5:00 PM
Thursday: 8:00 AM - 5:00 PM
Friday: 8:00 AM - 5:00 PM
Saturday: 8:00 AM - 5:00 PM
Sunday: 8:00 AM - 5:00 PM

Phone:

04 388 2808



Lambton Square

180 Lambton Quay, Wellington Central, Wellington 6011, New Zealand

Summary:

Numerous casual dining options are the focus of this smaller mall with a few stores & services.

Opening Hours:

Monday: 7:00 AM - 7:00 PM

Tuesday: 7:00 AM - 7:00 PM

Wednesday: 7:00 AM - 7:00 PM

Thursday: 7:00 AM - 7:00 PM

Friday: 7:00 AM - 7:00 PM

Saturday: 7:00 AM - 5:30 PM

Sunday: 7:00 AM - 5:30 PM



Red Rocks - Seals

Ōwhiro Bay, Wellington 6023, New Zealand

Opening Hours:

Monday: Open 24 hours

Tuesday: Open 24 hours

Wednesday: Open 24 hours

Thursday: Open 24 hours

Friday: Open 24 hours

Saturday: Open 24 hours

Sunday: Open 24 hours



Zealandia Te Māra a Tāne

53 Waiapu Road, Karori, Wellington 6012, New Zealand

Summary:

Wildlife sanctuary with native species, including rare birds, lizards, frogs, plants & trees.

Opening Hours:

Monday: 9:00 AM - 5:00 PM

Tuesday: 9:00 AM - 5:00 PM

Wednesday: 9:00 AM - 5:00 PM

Thursday: 9:00 AM - 5:00 PM

Friday: 9:00 AM - 5:00 PM

Saturday: 9:00 AM - 5:00 PM

Sunday: 9:00 AM - 5:00 PM

Phone:

04 920 9213



Te Aro Park

2 Dixon Street, Te Aro, Wellington 6011, New Zealand

Opening Hours:

Monday: Open 24 hours

Tuesday: Open 24 hours

Wednesday: Open 24 hours

Thursday: Open 24 hours

Friday: Open 24 hours

Saturday: Open 24 hours

Sunday: Open 24 hours



Matiu / Somes Island

Matiu / Somes Island, Wellington 5012, New Zealand




Princess Beach

Princess Beach, Wellington 6023, New Zealand

Summary:

Protected bay with a sandy beach & walking tracks, suitable for swimming in summer.



Frank Kitts Park

Waterfront, Wellington Central, Wellington 6011, New Zealand

Opening Hours:

Monday: Open 24 hours
Tuesday: Open 24 hours
Wednesday: Open 24 hours
Thursday: Open 24 hours
Friday: Open 24 hours
Saturday: Open 24 hours
Sunday: Open 24 hours

Phone:

04 499 4444



Pukeahu National War Memorial Park

State Highway 1, Te Aro, Wellington 6011, New Zealand

Opening Hours:

Monday: 6:30 AM - 5:00 PM
Tuesday: Open 24 hours
Wednesday: Open 24 hours
Thursday: Open 24 hours
Friday: Open 24 hours
Saturday: Open 24 hours
Sunday: Open 24 hours

Phone:

04 385 2496



Space Place at Carter Observatory

40 Salamanca Road, Kelburn, Wellington 6012, New Zealand

Summary:

Astronomy & space museum featuring planetarium shows, interactive exhibits & a giant telescope.

Opening Hours:

Monday: 10:00 AM - 5:00 PM

Tuesday: 10:00 AM - 11:00 PM

Wednesday: 10:00 AM - 5:00 PM

Thursday: 10:00 AM - 5:00 PM

Friday: 10:00 AM - 11:00 PM

Saturday: 10:00 AM - 11:00 PM

Sunday: 10:00 AM - 5:00 PM

Phone:

04 910 3140



Kelburn - Cable Car Station

Kelburn, Wellington 6012, New Zealand



Museum of New Zealand Te Papa Tongarewa

55 Cable Street, Te Aro, Wellington 6011, New Zealand

Summary:

New Zealand's principal museum tracking native and colonial culture as well as natural history.

Opening Hours:

Monday: 10:00 AM - 6:00 PM

Tuesday: 10:00 AM - 6:00 PM

Wednesday: 10:00 AM - 6:00 PM

Thursday: 10:00 AM - 6:00 PM

Friday: 10:00 AM - 6:00 PM

Saturday: 10:00 AM - 6:00 PM

Sunday: 10:00 AM - 6:00 PM

Phone:

04 381 7000



Cuba Street

Cuba Street, Te Aro, Wellington 6011, New Zealand



Pencarrow Upper Lighthouse

Pencarrow Head, Lower Hutt 5013, New Zealand

Opening Hours:

Monday: Open 24 hours
Tuesday: Open 24 hours
Wednesday: Open 24 hours
Thursday: Open 24 hours
Friday: Open 24 hours
Saturday: Open 24 hours
Sunday: Open 24 hours



Mount Victoria Lookout

Lookout Road, Hataitai, Wellington 6011, New Zealand

Summary:

Tranquil picnic area featuring panoramic vistas of the city, boats, airplanes & sunsets.

Opening Hours:

Monday: Open 24 hours
Tuesday: Open 24 hours
Wednesday: Open 24 hours
Thursday: Open 24 hours
Friday: Open 24 hours
Saturday: Open 24 hours
Sunday: Open 24 hours

Phone:

04 802 4860



Wellington Botanic Garden

101 Glenmore Street, Kelburn, Wellington 6012, New Zealand

Summary:

Botanic garden of 61-acres, planted in 1868 with native bush, tropical greenhouse and seasonal beds.

Opening Hours:

Monday: Open 24 hours
Tuesday: Open 24 hours
Wednesday: Open 24 hours
Thursday: Open 24 hours
Friday: Open 24 hours
Saturday: Open 24 hours
Sunday: Open 24 hours

Phone:

04 499 1400



Weta Workshop

21 Camperdown Road, Miramar, Wellington 6022, New Zealand

Opening Hours:

Monday: 9:30 AM - 5:00 PM
Tuesday: 9:30 AM - 5:00 PM
Wednesday: 9:30 AM - 5:00 PM
Thursday: 9:30 AM - 5:00 PM
Friday: 9:30 AM - 5:00 PM
Saturday: 9:30 AM - 5:00 PM
Sunday: 9:30 AM - 5:00 PM

Phone:

04 909 4000



Katherine Mansfield House & Garden

25 Tinakori Road, Thorndon, Wellington 6011, New Zealand

Summary:

Built in 1887, the childhood home of author Katherine Mansfield offers guided tours & a gift shop.

Opening Hours:

Monday: Closed

Tuesday: 10:00 AM - 4:00 PM

Wednesday: 10:00 AM - 4:00 PM

Thursday: 10:00 AM - 4:00 PM

Friday: 10:00 AM - 4:00 PM

Saturday: 10:00 AM - 4:00 PM

Sunday: 10:00 AM - 4:00 PM

Phone:

04 473 7268



Old St Paul's

34 Mulgrave Street, Pipitea, Wellington 6011, New Zealand

Summary:

Gothic revival cathedral built in the 1860s, with wooden arches, stained glass & guided tours.

Opening Hours:

Monday: 10:00 AM - 4:00 PM

Tuesday: 10:00 AM - 4:00 PM

Wednesday: 10:00 AM - 4:00 PM

Thursday: 10:00 AM - 4:00 PM

Friday: 10:00 AM - 4:00 PM

Saturday: 10:00 AM - 4:00 PM

Sunday: 10:00 AM - 4:00 PM

Phone:

04 473 6722



Wellington Waterfront Walk

Te Aro, Wellington 6011, New Zealand

Summary:

Popular harborside trail with artisan shops, waterside dining & kids' playgrounds, plus statues.

Opening Hours:

Monday: Open 24 hours

Tuesday: Open 24 hours


Wednesday: Open 24 hours

Thursday: Open 24 hours

Friday: Open 24 hours

Saturday: Open 24 hours

Sunday: Open 24 hours



Beehive

Ground Floor/1 Molesworth Street, Pipitea, Wellington 6011, New Zealand

Summary:

Distinctive, beehive-shaped 1960s designed building housing Prime Ministerial and cabinet offices.

Opening Hours:

Monday: 9:30 AM - 5:00 PM

Tuesday: 9:30 AM - 5:00 PM

Wednesday: 9:30 AM - 5:00 PM

Thursday: 9:30 AM - 5:00 PM

Friday: 9:30 AM - 5:00 PM

Saturday: 9:30 AM - 5:00 PM

Sunday: 9:30 AM - 5:00 PM

Phone:

04 817 9999



City Gallery Wellington

Te Ngākau Civic Square, Wellington Central, Wellington 6011, New Zealand

Summary:

Vibrant gallery with contemporary works by New Zealand & international artists, plus various events.

Phone:

04 913 9032

